

Week 7

Dear parents/ carers

Welcome to this week's online learning for reception. We have put all the learning in one document. Let us know if this is easier for you to look at. All the learning is done day by day. You should be able to find a worksheet or idea for an activity in the resources online organised by each day.

We have laid out the activities in a table so that you can have an idea of the sort of routine you might want to work out. Spread the activities out, repeat them as you see fit.

Children in Reception learn best through **PLAY**. It is important that while learning at home they are still provided with opportunities to play and learn through activities they enjoy. Reading and writing is important and there are lots of ideas and activities for the children to practise these skills but keep these sessions short and fun. Where possible link the writing to their interests, e.g. if they like cars they can draw and describe the car and think about where it will go.

Looking forward to seeing you again soon

Charlie and the reception team

Day	W/b 18.05.2020	Play activities	Phonics (30 mins) Please use RWI website for lessons at times below	High frequency words (5-10 mins)		Maths activities (15 mins)	Book activities (15 mins)
4	Thursday 21 May	Planet mobile	9.30am - Set 1: a	no	very	Adding 2 more with numbers 0-5 practically.	Imagine it
			10.00am - Set 2: air – that's not fair				
Weekly Learning Challenge:							

Journeys Play activity - Thursday 21st May 2020

This week we will be exploring journeys through space. Let's pretend to be astronauts, exploring space in our space shuttles. What do you think it is like in space? What would you see? What would you hear?

Listen to the stories 'Whatever Next' (<https://www.youtube.com/watch?v=Nn73STXrPP0>) or 'Aliens love underpants' (<https://www.youtube.com/watch?v=ADnAGBWlZqE>) to find out more.

You could also watch these videos to find out more about space:

- <https://www.bbc.co.uk/bitesize/topics/zkvv4wx/resources/1> <https://www.youtube.com/watch?v=Qd6nLM2QIWw>

Planet mobile

There are lots of different planets in space. Find out about them here:

<https://www.youtube.com/watch?v=mQrlgH97v94>

Today we are going to make a planet mobile that you can hang in your bedroom.



Tie some string to a coat hanger.



Use items around your home to make different planets. Use tape, glue or string to attach these.

Hang your mobile in your room.

Some ideas for different planets:



You could even use Paper Mache.

Just add layers of news paper and PVA glue to a balloon. Leave to dry, pop the balloon and paint your planet

Phonics

There are daily lessons for phonics on Ruth Miskin Training on YouTube.

Set 1 sounds - 9.30am.

Set 2 sounds - 10.00am

Each film is available on YouTube for 24 hours.


You can see the schedule for the weeks ahead if you click on the link below -

https://www.ruthmiskin.com/media/filer_public/1b/7d/1b7df13e-4381-4bb5-866b-ac0549394947/ss_after_easter1.pdf

Today's sounds are:

Set 1	Set 2
a	air – that's not fair

If you don't have access to YouTube find objects in your house that begin with the sound or have the sound in them.



Bounce: a-a-a-a-apple
Handwrite: Round the apple,
down the leaf

a – a – a - a – apple

Round the apple, down the lead

a – t at

m – a – t mat



that's not fair

2. fair, stair, hair, air, lair, chair

air – that's not fair

f - air fair

h - air hair

ch – air chair

l - air lair

High Frequency Words – Day 4

Children who know all Reception words should read **Year 1** words!
Learn one of these words each day! No longer than **10/15 minutes!**

Make it fun!

Reception High Frequency Words	Year 1 High Frequency Words
are	will
can	too
of	want
no	very

Write them onto paper and cut them up. **Hide them around your home.**

Ask your child to find certain words and bring them back to you.

Play HFW Bingo! Write down some of the words onto a bingo grid and then **read** out the words. Can they find them?

I	up
we	the
it	go

Get your child to be the bingo caller and read out the words!

Look for and match HFWs in books!

MATHS – Thursday 21st May Add 2 more

Maths Challenge Cards

The maths challenge cards are short activity ideas that can fit into your day and will help your child see maths as fun.

You can repeat each activity as many times as your child wants to. Feel free to change the ideas to suit your child's interests, what you have in your house and their current level of development. If your child wants to represent their thinking on paper let them do so in their own way. For example they might not want to write numbers, but they might want to draw to communicate their mathematical thinking.

Today we are adding 2 more with numbers 0-5.



1. Explore numbers



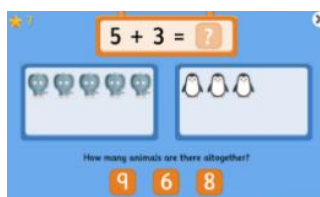
<https://pbskids.org/curiousgeorge/busyday/apples/>

2. Play with numbers

Have a go at solving these word problems. You can draw pictures to help you work it out!!

1. Peter had 3 lollypops. His sister gave him 2 more. How many lollypops does he have now?  + 
2. Babs had 2 books. Jodie gave her 2 more books. How many books does she have now?
3. Jaheda had 1 cupcake. Rohim gave her 2 more cupcakes. How many cupcakes does she have now?


3. Practise your numbers



<https://www.topmarks.co.uk/addition/addition-to-10>

The challenge is to use pictures and add 2 groups of objects with numbers 0-10.

**Watch these number blocks and learn more about adding.
Is the number getting bigger or smaller when we add?**



<https://www.bbc.co.uk/iplayer/episode/b08q39b4/numberblocks-series-2-just-add-one>

